


W A C O

WATER!

W O N D E R F U L L Y R E F R E S H I N G



INDISPENSABLE FOR
SUSTAINING LIFE
PRESERVING HEALTH
SUPPORTING INDUSTRY
SUPPRESSING FIRE



MADE HERE




SOLD HERE

ABOUT THIS REPORT:

Our Drinking Water meets or **exceeds all federal (EPA) and state drinking water requirements**. The City of Waco Water Utility Services Department is proud to maintain a **Superior** rating from the Texas Commission on Environmental Quality (TCEQ) for water quality.

This report is a summary of the quality of the water we provide our customers. The analysis was made by using data from the most recent U.S. Environmental Protection Agency (EPA) required tests. Our goal is that this information will help you become more knowledgeable about what's in your drinking water.

The table that follows lists all of the federally regulated or monitored contaminants which have been found in your drinking water. The U.S. EPA requires water systems to test for up to 97 different contaminants.



WHERE DOES OUR WATER COME FROM?


Our drinking water is obtained, primarily, from surface water sources. The principal source of drinking water for residents of the City of Waco and surrounding communities is Lake Waco. Citizens residing in the Highway 84 area receive drinking water from the Trinity Aquifer, Lake Belton and Lake Waco.

SPECIAL NOTICE

You may be more vulnerable than the general population to certain microbial contaminants, such as Cryptosporidium, in drinking water. Infants, some elderly or immunocompromised such as those undergoing chemotherapy for cancer; those who have undergone organ transplants; those who are undergoing treatment with steroids; and people with HIV/AIDS or other immune system disorders can be particularly at risk for infection. You should seek advice about drinking water from your physician or health care provider. Additional guidelines to lessen the risk of infection by Cryptosporidium are available from the Safe Drinking Water Hotline at (800) 426-4791.

EN ESPAÑOL

Este informe incluye información importante sobre el agua potable. Si tiene preguntas o comentarios sobre éste informe en español, favor de llamar al tel. (254) 299-2489 -para hablar con una persona bilingüe en español.



WATER QUALITY TABLES FOR SURFACE WATER - LAKE WACO

Inorganic Contaminants

YEAR OR RANGE	CONTAMINANT	HIGHEST SINGLE SAMPLE	MIN - MAX LEVELS	MCL/MCLG		UNITS	VIOLATION	SOURCES IN DRINKING WATER
2010	Fluoride	1.3	0.75 - 1.3	4	4	ppm	No	Erosion of natural deposits; water additive which promotes strong teeth; discharge from fertilizer and aluminum factories.
2010	Nitrate	0.81	0.08 - 0.081	10	10	ppm	No	Runoff from fertilizer use; leaching from septic tanks; sewage; erosion of natural deposits.
2009	Barium	0.0667	0.0667 - 0.0667	2	2	ppm	No	Decay of natural and man-made deposits.

Synthetic Organic Contaminants

YEAR OR RANGE	CONTAMINANT	HIGHEST SINGLE SAMPLE	MIN - MAX LEVELS	MCL/MCLG		UNITS	VIOLATION	SOURCES IN DRINKING WATER
2010	Di (2-ethylhexyl) phthalate	0.8	0.73 - 0.8	6	0	ppb	No	Discharge from rubber and chemical factories.

Maximum Residual Disinfectant Level

YEAR OR RANGE	DISINFECTANT	AVG WACO LEVEL	MIN - MAX LEVELS	MCL		UNITS	VIOLATION	SOURCES IN DRINKING WATER
2010	Monochloramines	2.46	2.17 - 2.63	4.0	<4.0	ppm	No	Disinfectant used to control microbes.

Disinfection Byproducts

YEAR OR RANGE	CONTAMINANT	HIGHEST SINGLE SAMPLE	MIN - MAX LEVELS	MCL/MCLG		UNITS	VIOLATION	SOURCES IN DRINKING WATER
2010	Haloacetic Acids (HAA5)	34.1	8.4 - 34.1	60	no goal	ppb	No	By-product of drinking water disinfection
2010	Trihalomethanes (THMs)	50.5	17.1 - 50.5	80	no goal	ppb	No	By-product of drinking water disinfection

Lead and Copper

Action Level Goal (ALG): The concentration of a contaminant in drinking water below which there is no known or expected risk to health. ALGs allow for a margin of safety.

Action Level: The concentration of a contaminant which, if exceeded, triggers treatment or other requirements which a water system must follow.

YEAR	CONTAMINANT	90TH PERCENTILE	SITES EXCEEDING ACTION LEVEL	ALG	ACTION LEVEL	UNIT OF MEASURE	VIOLATION	SOURCES IN DRINKING WATER
2010	Lead	9.09	0	0	15	ppb	No	Erosion of natural deposits; Corrosion of household plumbing systems
2010	Copper	0.249	1	1.3	1.3	ppm	No	

HEALTH INFORMATION FOR LEAD

If present, elevated levels of lead can cause serious health problems, especially for pregnant women and young children. Lead in drinking water is primarily from materials and components associated with service lines and home plumbing. This water supply is responsible for providing high quality drinking water, but cannot control the variety of materials used in plumbing components. When your water has been sitting for several hours, you can minimize the potential for lead exposure by flushing your tap for 30 seconds to 2 minutes before using water for drinking or cooking. If you are concerned about lead in your water, you may wish to have your water tested. Information on lead in drinking water, testing methods, and steps you can take to minimize exposure is available from the Safe Drinking Water Hotline or at <http://www.epa.gov/safewater/lead>.

Turbidity

YEAR	LIMIT (TREATMENT TECHNIQUE)	LEVEL DETECTED	VIOLATION	SOURCES OF SUBSTANCE IN DRINKING WATER
2010	Highest single measurement	1 NTU	No	Soil Runoff
2010	Lowest monthly % meeting limit	0.3 NTU	No	Soil Runoff

Cryptosporidium Monitoring Information

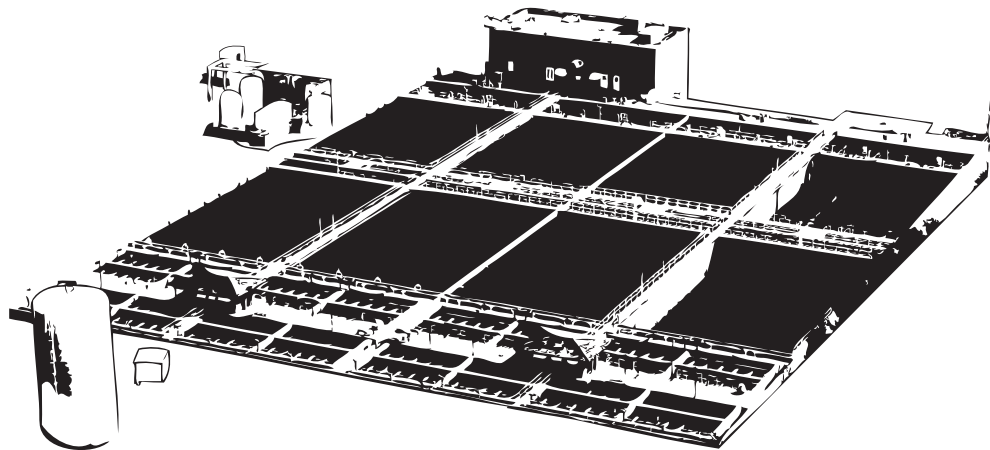
Cryptosporidium is a microbial pathogen that may be found in water contaminated by feces. Although filtration removes Cryptosporidium, it cannot guarantee 100 percent removal nor can the testing methods determine if the organisms are alive and capable of causing cryptosporidiosis, an abdominal infection with nausea, diarrhea and abdominal cramps that may occur after ingestion of contaminated water. **Monitoring in Lake Waco (untreated water) at the Lake Waco water intake structure was performed from October 2006 - September 2008. NO Cryptosporidium has been detected.**

Total Coliform

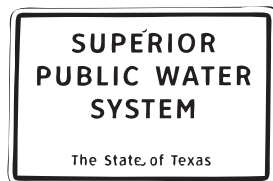
YEAR	CONTAMINANT	HIGHEST % OF POSITIVE SAMPLES	MCL/MCLG		VIOLATION	SOURCES OF SUBSTANCE IN DRINKING WATER
2010	Total Coliform Bacteria	1.59%	5%	0%	No	Naturally present in the environment
2010	Fecal Coliform or E. Coli	0%	0%	0%	No	Naturally present in the environment

ABBREVIATIONS

NTU -	Nephelometric Turbidity Units
MFL -	million fibers per liter (a measure of asbestos)
pCi/L -	picocuries per liter (a measure of radioactivity)
ppm -	parts per million, or milligrams per liter (mg/L), or one ounce in 7,350 gallons of water
ppb -	parts per billion, or micrograms per liter ($\mu\text{g/L}$), or one ounce in 7,350,000 gallons of water
ppt -	parts per trillion, or nanograms per liter
ppq -	parts per quadrillion, or picograms per liter
mrem -	millirems per year (a measure of radiation absorbed by the body)
na -	not applicable
avg -	average, regulatory compliance with some MCLs are based on running annual average of monthly samples



Mt. Carmel Water Treatment Facility



DEFINITIONS

Maximum Contaminant Level (MCL) - Highest permissible level of a contaminant in drinking water.

Maximum Contaminant Level Goal (MCLG) - Level of a contaminant in drinking water below which there is no known or expected health risk.

Maximum Residual Disinfectant Level (MRDL) - The highest level of disinfectant allowed in drinking water. There is convincing evidence that addition of a disinfectant is necessary for control of microbial contaminants.

Maximum Residual Disinfectant Level Goal (MRDLG) - MRDLGs do not reflect the benefits of the use of disinfectants to control microbial contamination.

Action Level (AL) - Concentration of a contaminant which, if exceeded triggers treatment or other requirements which a water system must follow.

Treatment Technique (TT) - A required process intended to reduce the level of a contaminant in the drinking water.

WATER SOURCES

The sources of drinking water (both tap water and bottled water) include rivers, lakes, streams, ponds, reservoirs, springs, and wells. As water travels over the surface of the land or through the ground, it dissolves naturally-occurring minerals, and in some cases, radioactive material, and can pick up substances resulting from the presence of animals or from human activity. Contaminants that may be present in source water before treatment include: microbes, inorganic contaminants, pesticides, herbicides, radioactive contaminants, and organic chemical contaminants.

ALL DRINKING WATER MAY CONTAIN CONTAMINANTS.

When drinking water meets federal standards there may not be any health based benefits to purchasing bottled water or point of use devices. Drinking water, including bottled water, may reasonably be expected to contain at least small amounts of some contaminants. The presence of contaminants does not necessarily indicate that water poses a health risk. More information about contaminants and potential health effects can be obtained by calling the EPA's Safe Drinking Water Hotline (1-800-426-4791).

SECONDARY CONSTITUENTS


Many constituents (such as calcium, sodium, or iron) which are often found in drinking water, can cause taste, color, and odor problems. The taste and odor constituents are called secondary constituents and are regulated by the State of Texas, not the EPA. These constituents are not causes for health concern. Therefore, secondaries are not required to be reported in this document but they may greatly affect the appearance and taste of your water.

FOR MORE THAN A CENTURY

For more than 100 years, Waco Water has been provided to citizens - first from artesian wells, then from the Brazos River and later, through construction of a dam on the Bosque River, from Lake Waco.

Through the years, Waco has been on the cutting edge in treatment technology and in planning ahead for ample future supply of water. From early chlorination, to lake aeration and now Dissolved Air Flotation, Waco has always been a leader in water technology.

As other communities struggle with inadequate water supply, the citizens of Waco owe a debt of gratitude to the leadership of generations past for the foresight and wise planning that provided the water supply we enjoy today. Here's to another century of Waco Water!



Riverside Water Treatment Facility

WACOWATER.COM

Your City of Waco Water Department is online at www.wacowater.com. Online, you can pay your bill, read about current news and projects, find conservation tips, contact information and more. You can sign up for **e-bill and setup automatic recurring payments**, as well. Visit the website for more information.

WAYS TO PAY YOUR WATER BILL:


Online at: www.wacowater.com

At the City of Waco Water Office:

425 Franklin Avenue
Waco, Texas 76701
Lobby: (Mon-Fri) 9 a.m. to 5 p.m.
Drive-Thru: (Mon-Fri) 7:30 a.m. to 5:30 p.m.

At your Neighborhood HEB:

9100 Woodway Dr., 1301 Wooded Acres Dr.,
801 N. IH-35, 1110 S. Valley Mills Dr., 3801 N.
19th St., 1102 Speight Ave.



Dissolved Air Flotation Water Treatment Facility

STORMWATER POLLUTION PREVENTION

Anything on the ground when it rains, may get washed into the storm drain system along with the rain. Unlike our wastewater, this stormwater runoff goes straight into our creeks, lakes and rivers without being treated. That makes disposing of oil and other chemicals properly extremely important. You wouldn't dump oil or pesticide straight into the river, but dumping these on the ground has the same end result. Remember, **Only Rain Down the Drain!**

The Texas Commission on Environmental Quality grants the city's storm water permit. This permit is administered by the Stormwater section of the Environmental Services Division of Water Utility Services and details steps the city will take to prevent and mitigate the impact "non-point source" pollutants have on our rivers, creeks and lakes.

For more information on stormwater pollution prevention, or to request a school visit or presentation, contact Stormwater Services at 254.750.8005.



RECYCLE YOUR USED COOKING OIL

HELP US CLEAN UP THE GREASE

Water Utility Services continues to offer citizens a way to dispose of their used cooking oil, keeping fats, oils and grease from clogging sewer lines in homes and out of the sanitary sewer system. We're asking you not to dump it down the drain and now we're giving you way to get rid of it, for free!

HOW IT WORKS:

- Collect your used cooking oil in a sealed container, at home
- When your container is full or you would just like to get rid of the grease, take your container to one of our 5 Used Cooking Oil Recycling Drop-off Stations
- Pour your used cooking oil into the drop-off station container



That's all there is to it! There is no cost to you and there are 5 stations located around the city for your convenience. Some of them are even available to you 24 hrs/day. See below for locations and times:

USED COOKING OIL / GREASE COLLECTION STATION LOCATIONS

Riverside Water Treatment Plant 200 Colcord Ave. 24 hrs. 750-8040	Mt. Carmel Water Treatment Plant 5701 Lakeshore Drive 24 hrs. 750-1654	Street Services 7801 Monkey Run 24 hrs. 750-8690	Cobbs Convenience Center 44th Street, between Cobbs and Trice Tuesday – Saturday, 8:00-5:00 751-8536	WMARSS Treatment Plant 1147 Treatment Plant Road Monday – Friday, 8:00-5:00 662-1501
--	---	---	--	---

WATER CONSERVATION


IT MAKES CENTS!

Conserving water not only saves you money, it's the right thing to do. Doing small things to conserve water ensures a reliable water supply for years to come.

DID YOU KNOW?

More water is used in Waco for outdoor watering than for anything else.

A good rain can eliminate the need for watering for up to two weeks.



WATER SAVING TIPS:

- Water your lawn and outdoor plants in the morning or evening, when temperatures are cooler and there is less evaporation.
- Use a timer when watering to avoid forgetful over watering.
- Wash fruits and vegetables in a pan of water instead of under a running faucet.
- If you have a pool or spa, use a cover to decrease evaporation.
- Replace part of your lawn with shrubs or ground cover.
- Adjust your lawn mower to a higher setting. Taller grass helps soil hold more moisture.
- Collect rain water from your roof to water plants.
- Check pipes and faucets, indoors and out, for leaks on a regular basis.
- Shorten your showers by just a minute or two and save up to 150 gallons per month.
- Defrost food in the refrigerator instead of under running water.
- Wash dishes and clothes only when loads are full.
- Turn off the faucet while brushing your teeth or shaving.
- Use water-saving aerators on all of your faucets.





WACO WATER

Utility Services

since 1912

This document was designed and created by your city staff. ©2011



City of Waco
Water Utility Services
P.O. Box 2570
Waco, TX 76702-2570

PRSR STD
US Postage
PAID
Waco, Texas
Permit #222